

Multi Sentry

30-200 kVA



DATACENTRE



E-MEDICAL



INDUSTRY



TRANSPORT



EMERGENCY



ONLINE



Tower



3:3 30-200 kVA



USB plug



SmartGrid ready



Supercaps UPS



Energy share



Service 1st start



HIGHLIGHTS

- Complete range 30-200 kVA
- Small footprint
- High efficiency up to 96,5%
- Zero impact source
- Flexibility of use
- Advanced communications

The Multi Sentry series is ideal for protecting data centres and telecommunications systems, IT networks and critical systems in general, where the risks connected with poor energy supply can compromise the continuity of activities and services.

The Multi Sentry series is available in 30-40-60-80-100-125-160-200 kVA models with three-phase input and output and on-line double conversion technology in accordance with VFI-SS-111 classification (as set out in standard IEC EN 62040-3). Multi Sentry is designed and built using state-of-the-art technology and components. It has a fully controlled IGBT rectifier to

minimize the impact on the grid. It is controlled by a DSP (Digital Signal Processor) microprocessor, to provide maximum protection to the powered loads with no impact on downstream systems, and optimised energy savings.

Zero impact source

Multi Sentry solves installation problems in systems where the power supply has limited power available, where the UPS is supported by a generator or where there are compatibility problems with loads that generate harmonic currents; Multi Sentry has a zero impact on its power source, whether this is the mains power supply or a

generator:

- input current distortion < 2,5%
- input power factor 0,99
- power walk-in function that ensures progressive rectifier start up
- start-up delay function, to restart the rectifiers when mains power is restored if there are several UPS in the system.

In addition, Multi Sentry plays a filtering and power factor correction role in the power network upstream of the UPS, as it eliminates harmonic components and reactive power generated by the power utilities.

High efficiency

State-of-the-art three-level NPC inverters are used across the power range (30÷200) to achieve an operating efficiency of 96,5%. This technology halves (50%) the energy dissipated in a year by traditional UPS, with an efficiency level of 92%. Its exceptional performance makes it possible to recover the capital investment cost in less than three years of operation.

Battery care system

Proper battery care is critical to ensuring correct UPS operation in emergency conditions. The Riello UPS battery care system consists of a series of features and capabilities to optimise battery management and obtain the best performance and operating life possible.

Battery recharging: Multi Sentry is suitable for use with hermetically sealed lead-acid (VRLA), AGM and GEL batteries and Open Vent and Nickel Cadmium batteries.

Depending on the battery type, different charging methods are available:

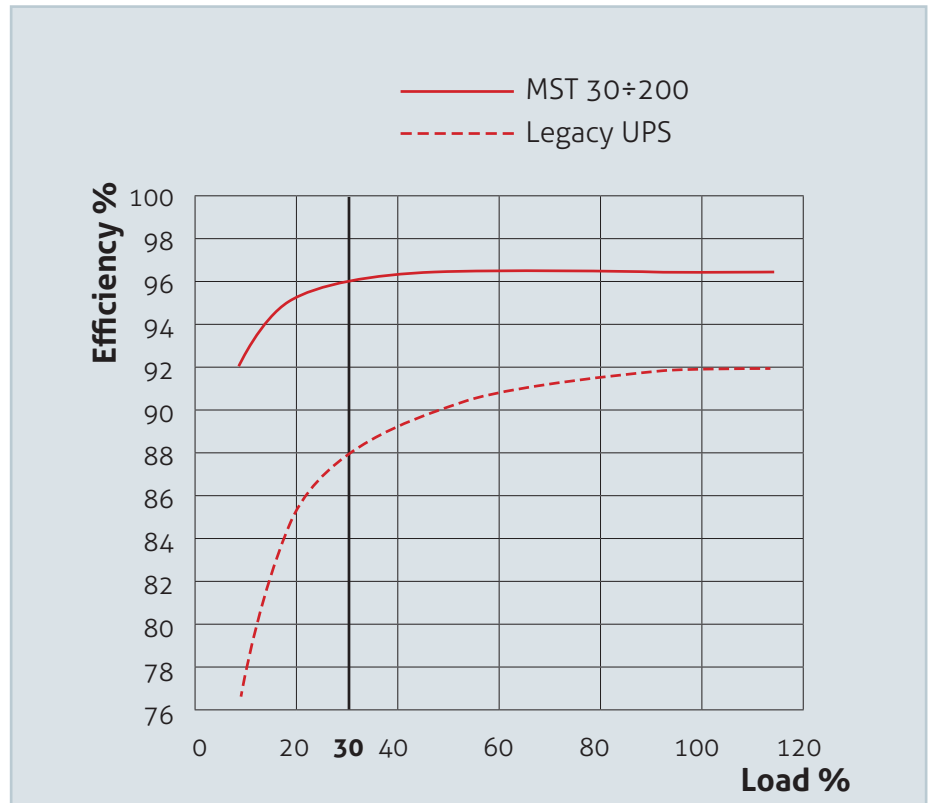
- One-level voltage recharge, typically used for widely available VRLA AGM batteries
- Two-level voltage recharge according to IU specification
- Charge blocking system to reduce electrolyte consumption and lengthen the life of VRLA batteries.

Recharge voltage compensation based on temperature in order to prevent excessive battery charges or overheating.

Battery tests to diagnose in advance any reduction in performance or problems with the batteries.

Deep discharge protection: during extended low-load discharges, the end-of-discharge voltage is increased - as recommended by battery manufacturers - to prevent damage or reduced battery performance.

Ripple current: recharge ripple current (residual AC component) is one of the main causes of reduced reliability and battery life. Using a high frequency battery charger,



Multi Sentry reduces this value to negligible levels, prolonging battery life and maintaining high performance over a long period of time.

Wide voltage range: the rectifier is designed to operate within a wide input voltage range (up to - 40% at half load), reducing the need for battery discharge and thus helping to extend battery life.

Maximum reliability and availability

Distributed parallel configuration of up to 6 units per redundant (N+1) or power parallel system. The UPS continue to operate in parallel even if the connection cable is interrupted (Closed Loop).

Low running costs

Advanced technology and use of high performance components, allows Multi Sentry to provide exceptional performance and efficiency, with a compact size:

- the smallest overall footprint is only 0,37 sqm for Multi Sentry 40 kVA with batteries
- the type of input stage (IGBT rectifier) ensures an input power factor close to 1 with low current distortion, avoiding the need for bulky and expensive filters
- unity output power factor for MST 160 – 200 make it suitable to any data centre application ensuring full power availability no matter what the utilities power factor range (typically from 0,9 lagging to 0,9 leading)



- more active power than a traditional UPS, guaranteeing a greater margin when sizing UPS for potential future load increases.
- smart ventilation principle on MST 160-200 manages the number of operating fans and their speed according to room temperature and load level. This preserves the life span of the fans and at the same time we reduce noise level and overall power consumption for unnecessary UPS ventilation.

Flexibility

With its flexible configuration, performance, accessories and options, Multi Sentry is suitable for use in a wide range of applications:

- suitable for powering capacitive loads, such as blade servers, without any



Multi Sentry MST 160-200

Advanced communications

Multi Sentry is equipped with a back-lit graphic display (240x128 pixels) providing UPS information, measurements, operating states and alarms in different languages. It can also display wave forms and voltage/ current forms.

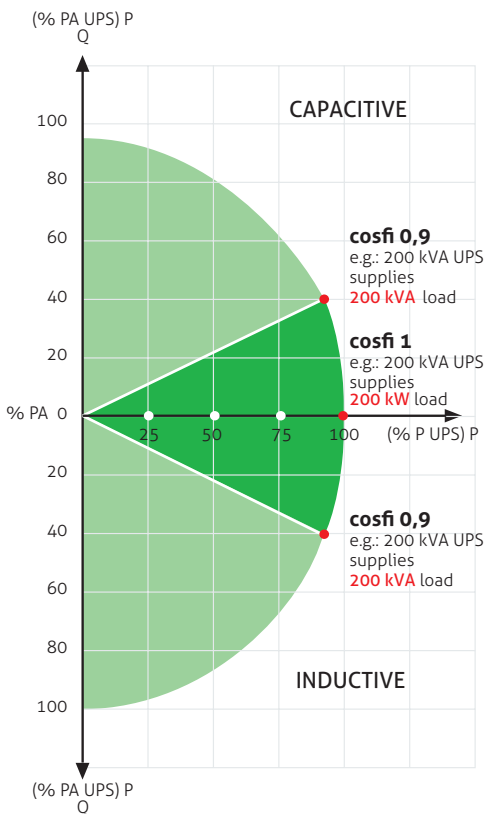
The default screen displays UPS status, graphically indicating the status of the various assemblies (rectifier, batteries, inverter, bypass).

- Advanced multi-platform communications for all operating systems and network environments: PowerShield³ monitoring and shutdown software included for Windows operating systems 8, 7, Hyper-V, 2012, 2008, and previous versions, Mac OS X, Linux, VMWare ESXi, Citrix XenServer and other Unix operating systems

- optional temperature sensor for external battery cabinets, to assist recharge voltage compensation
- high power battery chargers to optimise charge time in the event of long runtimes
- optional dual input mains power supply
- isolation transformers for modifying the neutral earthing (separate power sources), or for galvanic isolation between the input and output
- 220 V three-phase IN/OUT version and 50/60 Hz frequency for 10-40 kVA power ratings
- different sized battery cabinets and capacities, for extended runtimes
- with the MST 60-100 the UPS can be raised up to 25 cm from the ground to allow the cables to pass more freely to/ from the UPS terminal board
- MST 160-200 could be equipped with a side mounted top entry cabinet to arrange UPS cabling from the top.



MST 60-100 with Socle box (h: 1850 mm)



reduction in active power from 0,9 lead to 0,9 lag

- On-line, Eco, Smart Active and Stand By Off operating modes - compatible with centralised power systems (CSS) applications.
- frequency converter mode
- configurable EnergyShare sockets to preserve runtime for the most critical loads or to be activated only when mains power fails
- Cold Start to switch on the UPS even when there is no mains power present
- MST 30-40 version: cabinet (1320 x 440 x 850mm HxWxD) for optimised solutions when medium to long-term runtimes are required.



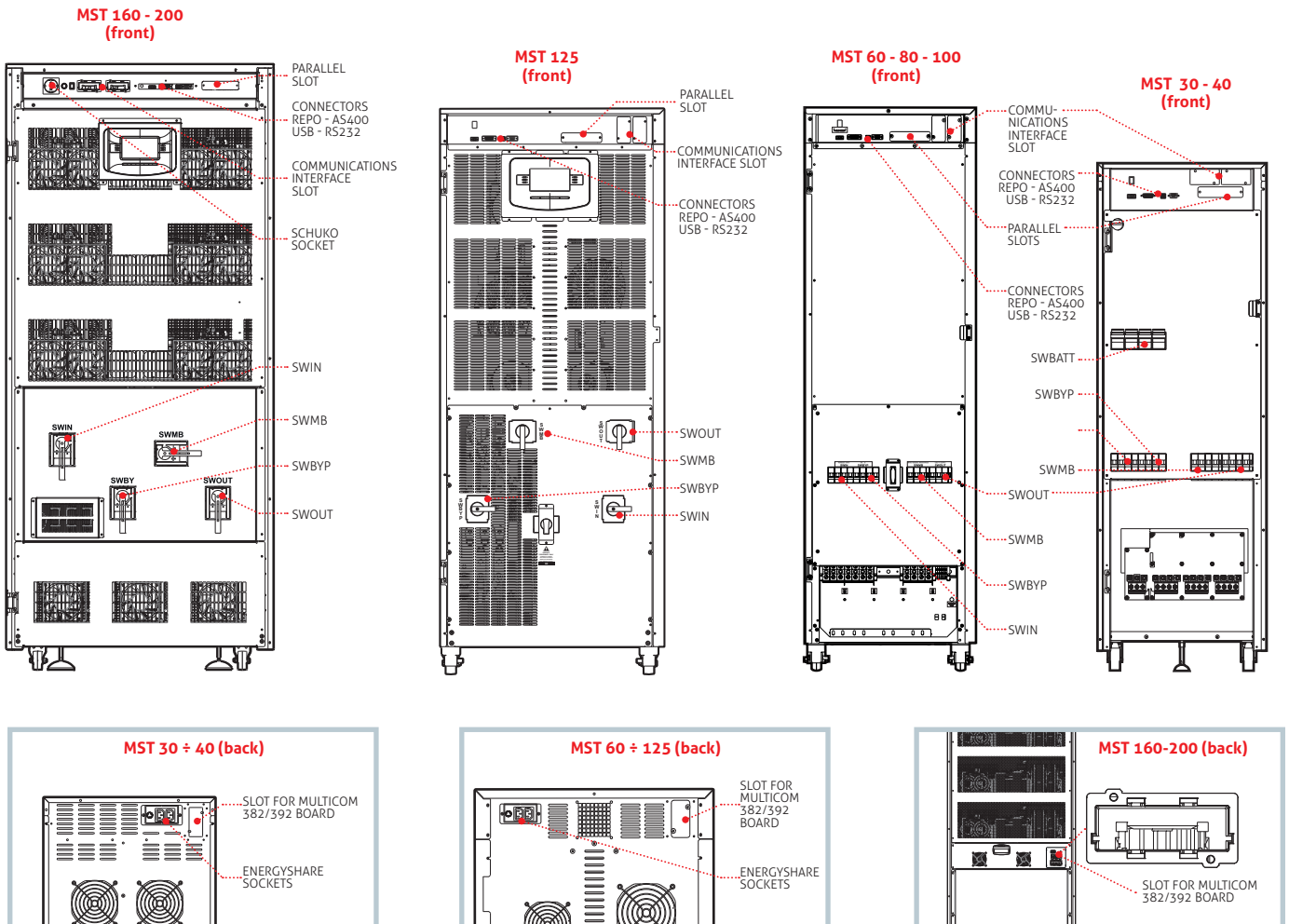
Multi Sentry MST 160-200 with top cable entry

- Compatible with TeleNetGuard remote monitoring service
- RS232 serial and USB ports
- 3 slots for the installation of optional communications accessories such as network adapters, potential free contacts, etc.
- REPO Remote Emergency Power Off for switching off the UPS via a remote emergency button
- Input for the connection of the auxiliary contact of an external manual bypass
- Input for synchronisation from an external source
- Graphic display panel for remote connection.

BATTERY BOX

MODELS	BB 1320 480-T4 / BB 1320 480-T5 BB 1320 480-T2 / AB 1320 480-T5	BB 1600 480-S5 / AB 1600 480-S5	BB 1900 480-V6 / BB 1900 480-V7 BB 1900 480-V8 / BB 1900 480-V9 AB 1900 480-V9
UPS MODELS	up to 60 kVA	up to 80 kVA	up to 200 kVA
Dimensions WxDxH (mm)	400x815x1230 <i>BB 1320 480-T4 Not available for MST 40-60</i> <i>BB 1320 480-T2 Not available for MST 60</i>	605x750x1600	860x800x1900 <i>BB 1900 480-V6 / BB 1900 480-V7</i> <i>Not available for MST 160-200</i>

DETAILS



OPTIONS

SOFTWARE

PowerShield³
PowerNetGuard

ACCESSORIES

NETMAN 204
MULTICOM 302
MULTICOM 352
MULTICOM 372
MULTICOM 382
MULTICOM 401
MULTI I/O

Interface kit AS400

MULTIPANEL
RTG 100
56K Modem
GSM Modem
MBB 100 A

PRODUCT ACCESSORIES

Battery temperature sensor
Powerful battery charger
Programmable relay board
MULTICOM 392

UPS with internal isolation
transformers (30-40 kVA)

UPS 220 V IN/OUT
IP rating IP31/IP42
Socle Box for MST 60-100
Energyshare sockets
Top cable entry for MST 160-200
Eyebolts kit for MST 160-200

MODELS	MST 30 ^{BAT}	MST 40 ^{BAT}	MST 60	MST 80	MST 100	MST 125	MST 160	MST 200
INPUT								
Nominal voltage	380-400-415 Vac three-phase + N							
Nominal frequency	50/60 Hz							
Frequency tolerance	40 - 72 Hz							
Power factor at full load	0,99							
Current distortion	THDI ≤ 3%						THDI ≤ 2,5%	
BYPASS								
Nominal voltage	380-400-415 Vac three-phase + N							
Number of phases	3 + N							
Voltage tolerance (Ph-N)	180 - 264 V (selectable)							
Nominal frequency	50 or 60 Hz (selectable)							
Frequency tolerance	±5 (selectable)							
Bypass overload	125% for 60 minutes, 150% for 10 minute							
OUTPUT								
Nominal power (kVA)	30	40	60	80	100	125	160	200
Active power (kW)	27	36	54	72	90	112,5	160	200
Power factor	0,9						1	
Number of phases	3 + N							
Nominal voltage	380-400-415 Vac three-phase + N (selectable)							
Static variation	± 1%							
Dynamic variation	± 3%							
Crest factor	3 : 1 I _{peak} /I _{rms}							
Voltage distortion	≤ 1% with linear load / ≤ 3% with non-linear load							
Frequency	50/60 Hz							
Frequency stability during battery operation	0,01%							
BATTERIES								
Type	VRLA AGM/GEL/NiCd/Li-ion/Supercaps							
Recharge time	6 hours							
INFO FOR INSTALLATION								
Weight without batteries (kg) (MCT/MST)	135	145	190	200	220	250	450	460
Dimensions (WxDxH) (mm)	440 x 850 x 1320		500 x 850 x 1600			650 x 840 x 1600	850 x 1050 x 1900	
Communications	3 slots for communications interface / USB / RS232							
Operating temperature	0 °C / +40 °C							
Relative humidity	90% non-condensing							
Colour	Dark grey RAL 7016							
Noise level at 1 m [dBA±2] (Smart Active)	< 40 dBA		< 63 dBA				< 50 dBA	
IP rating	IP20							
Smart Active efficiency	up to 99%							
Standards	European Directives: L V 2006/95/CE low voltage Directive EMC 2004/108/CE electromagnetic compatibility Directive Standards: Safety IEC EN 62040-1; EMC IEC EN 62040-2 C2 Classification in accordance with IEC 62040-3 (Voltage Frequency Independent) VFI - SS - 111							
Moving the UPS	castors (30 - 200 kVA)							

^{BAT} Also available with internal batteries